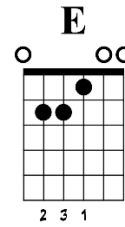
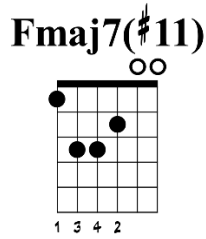
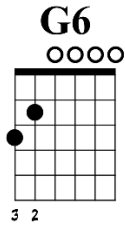
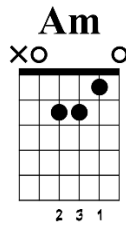


Lazy Rumba

RealGuitarSuccess.com



Am **G6**

Measures 1-4 of the guitar piece. Measure 1 is Am, measures 2-4 are G6. Includes treble clef, 4/4 time signature, and TAB with fret numbers and 'LET RING' instructions.

Fmaj7(#11)

E

Measures 5-8 of the guitar piece. Measures 5-6 are Fmaj7(#11), measures 7-8 are E. Includes treble clef, 4/4 time signature, and TAB with fret numbers and 'LET RING' instructions.

2.

Am

Measures 9-12 of the guitar piece. Measures 9-10 are Fmaj7(#11), measure 11 is Am, and measure 12 is E. Includes treble clef, 4/4 time signature, and TAB with fret numbers and 'LET RING' instructions.

G6

Fmaj7(#11)

Musical notation for measures 13-16. Treble clef, G6 and Fmaj7(#11) chords. TAB shows fret numbers 0, 2, 3.

E

Musical notation for measures 17-20. Treble clef, E chord. TAB shows fret numbers 0, 2. Measure 19 has a 3/4 time signature change.

Am

E

Musical notation for measures 21-24. Treble clef, Am and E chords. TAB shows fret numbers 0, 1, 2, 3.

Am

E

Musical notation for measures 25-27. Treble clef, Am and E chords. TAB shows fret numbers 0, 1, 2, 3. Measure 27 ends with a double bar line.

PLAY-ALONG VIDEO

Here's the link to the Play-Along video: <https://realguitarsuccess.com/lm-delivery-lazy-rumba/>

Tomas Tip: You can slow down the video by using the gear icon in the bottom right-hand corner of the screen.

Ready to Go Further?

If you enjoyed these tips, you'll love the complete system. See the exact roadmap I use to help adults play Spanish guitar in no time (and claim a 50% early-bird discount for the first 100 students).

[See the Complete Roadmap →](#)



Real Guitar Success

realguitarsuccess.com | Tomas Michaud